

Supporting tables and figures

S Table 1 The Euclidean distance matrix of in terms of abiotic indicators

S Table 2 The Euclidean distance matrix of in terms of biotic indicators

S Figure 1 The hierarchical structural diagram of aquatic plants and aquatic animals
(fish)

S Figure 2 Planar spatial distribution map of aquatic plant floating islands in treatment
group 2

S Figure 3 Statistics of the biomass of the two floating island plants, including
Myriophyllum aquaticum and *Hydrocotyle vulgaris* over four seasons

S Figure 4 Density of macrobenthos in the testing area

S Figure 5 Biomass of macrobenthos in the testing area

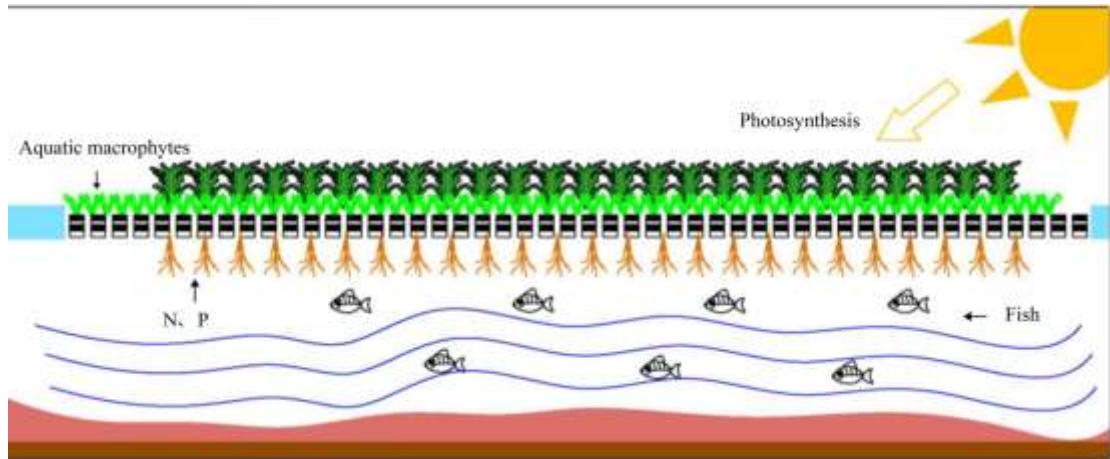
S Figure 6 Goodnight-Whitley biological indices of macrobenthos in the testing area

S Table 1 The Euclidean distance matrix in terms of abiotic indicators

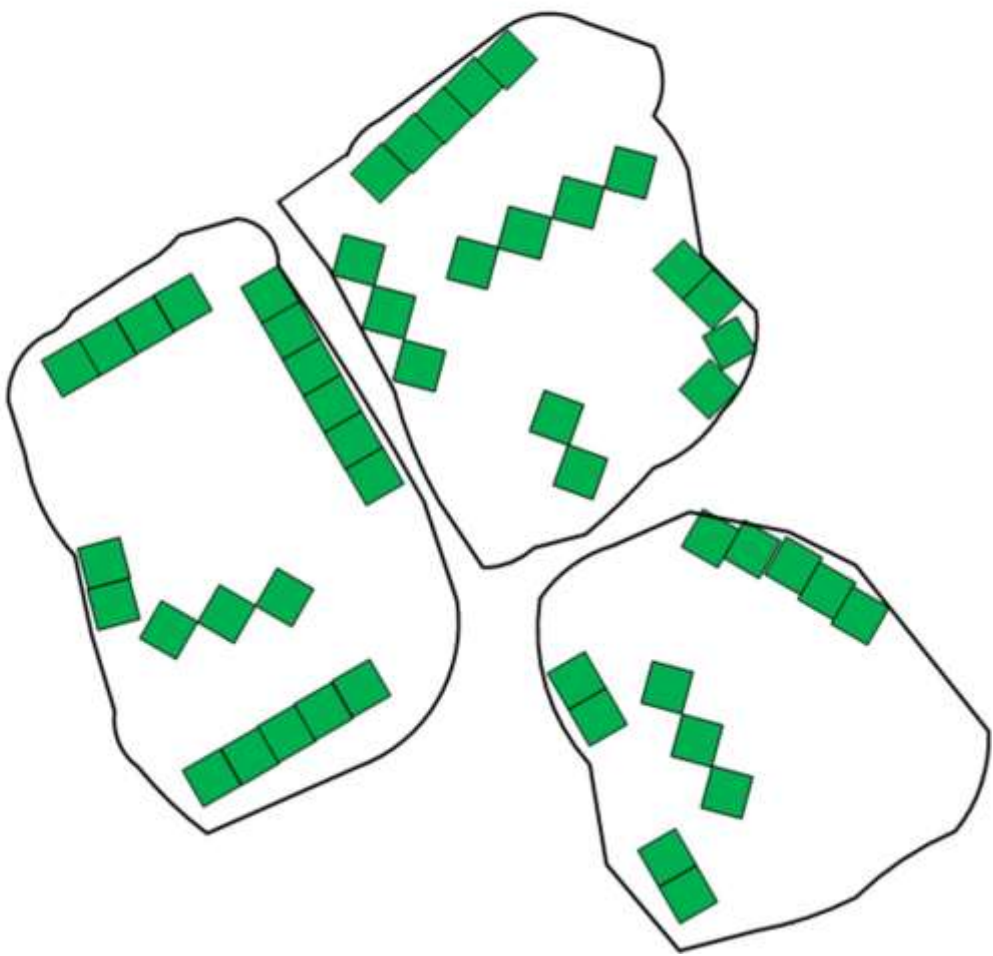

Treatment	Euclidean distance			
	1:Control group	2:Treatment group1	3:Treatment group2	4:Treatment group3
1:Control group	.000	2.790	4.531	3.222
2:Treatment group1	2.790	.000	2.549	2.706
3:Treatment group2	4.531	2.549	.000	2.734
4:Treatment group3	3.222	2.706	2.734	.000

S Table 2 The Euclidean distance matrix in terms of biotic indicators

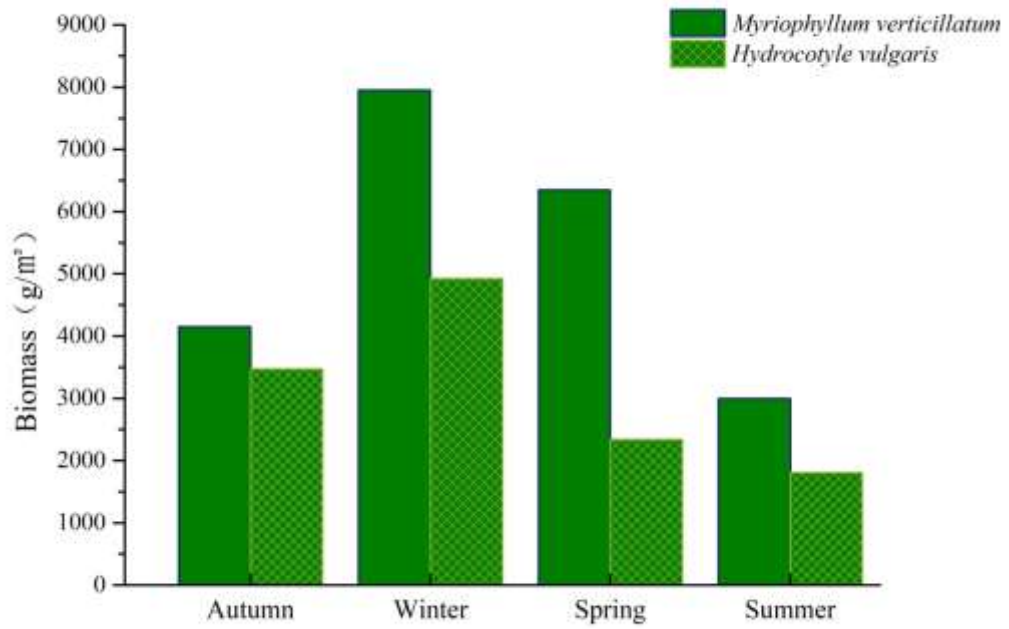
Treatment	Euclidean distance			
	1:Control group	2:Treatment group1	3:Treatment group2	4:Treatment group3
1:Control group	.000	7.458	6.612	8.641
2:Treatment group1	7.458	.000	6.148	8.485
3:Treatment group2	6.612	6.148	.000	8.013
4:Treatment group3	8.641	8.485	8.013	.000



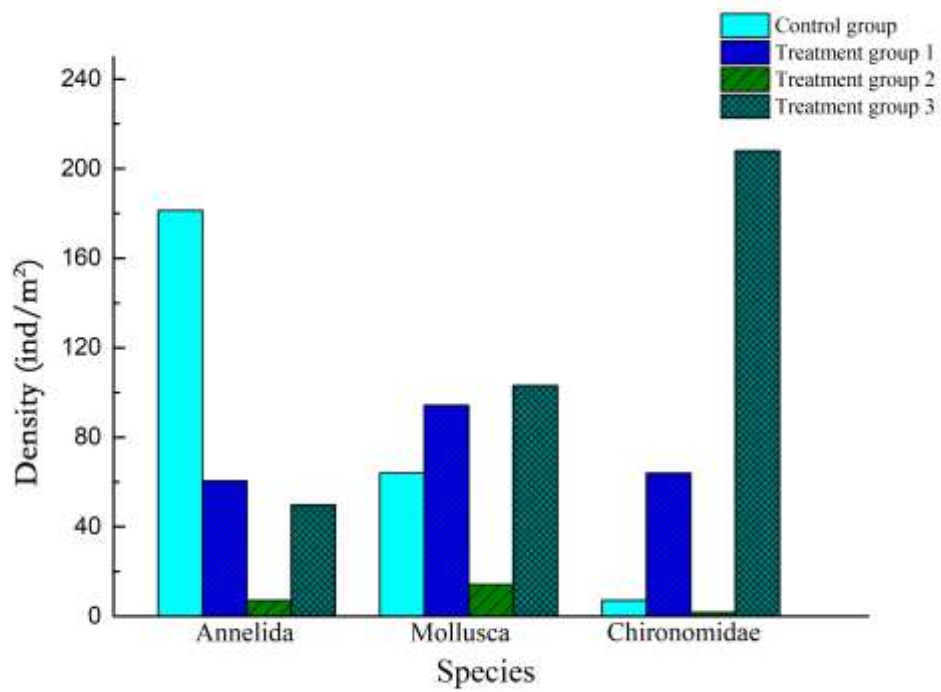
S Figure 1 The hierarchical structural diagram of aquatic plants and aquatic animals (fish)



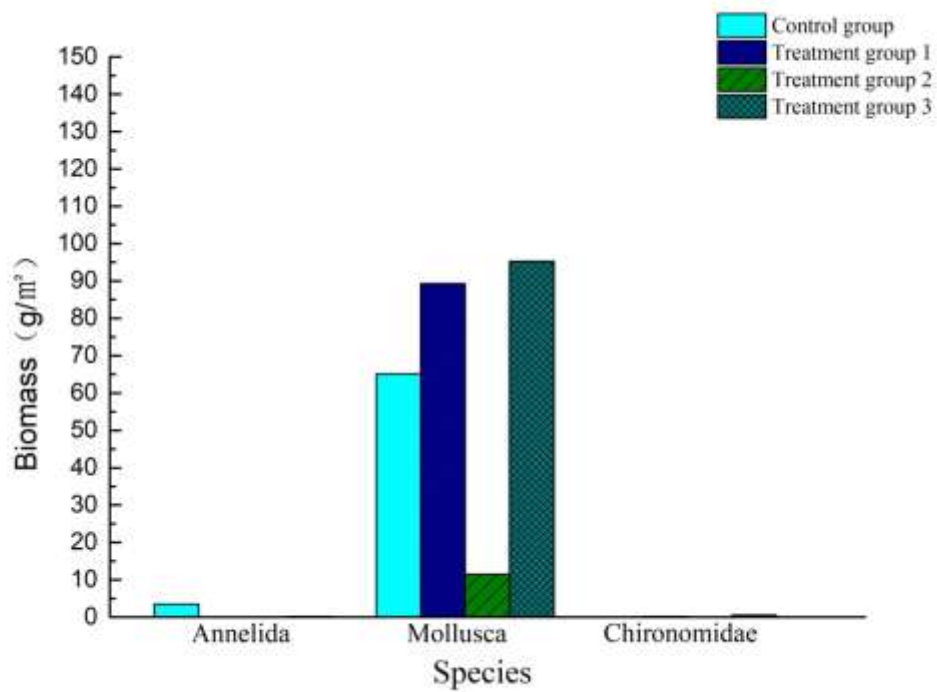
S Figure 2 Planar spatial distribution map of aquatic plant floating islands in treatment group 2



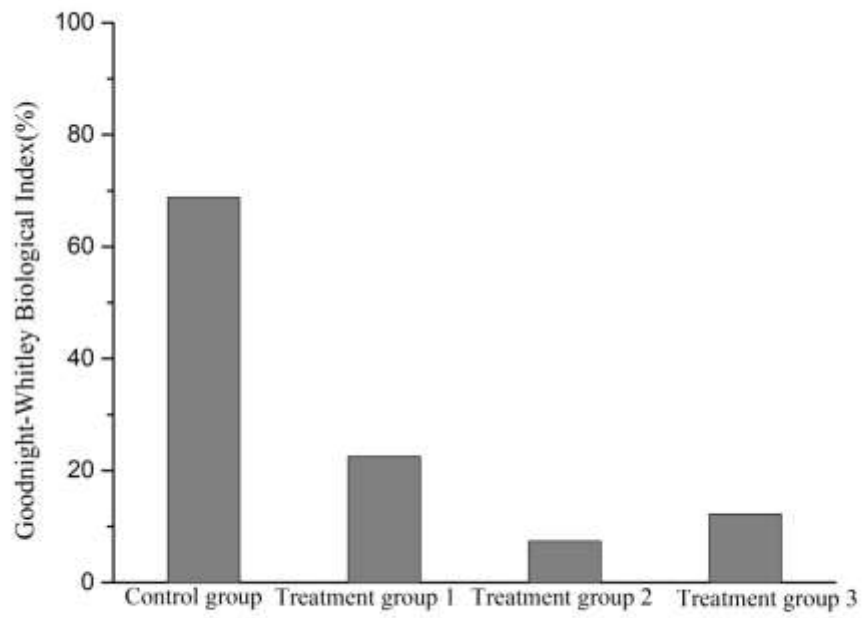
S Figure 3 Statistics of the biomass of the two floating island plants, including *Myriophyllum aquaticum* and *Hydrocotyle vulgaris*, over four seasons



S Figure 4 Density of macrobenthos in the testing area



S Figure 5 Biomass of macrobenthos in the testing area



S Figure 6 Goodnight-Whitley biological indices of macrobenthos in the testing area